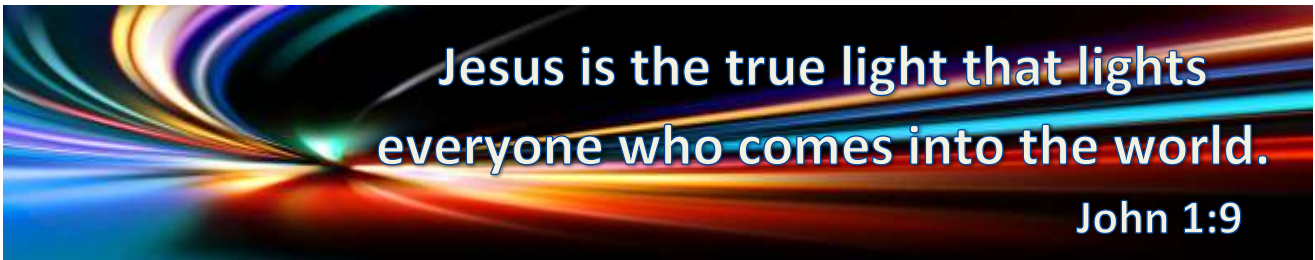




MERRY Christmas



CHRISTMAS TREE DECORATION


You will need:

- coloured pens
- A4 paper: White to decorate yourself or the colour of your candle
- glue
- scissors
- spring peg
- glitter (optional)



What to do


1. Cut 2 strips of paper 3cm wide along the short edge of an A4 sheet of paper.
2. Glue one end of each paper strip perpendicular to each other. Fold vertical strip down over the horizontal strip, then horizontal strip over 1st strip. Continue to end. Glue ends. You should have a concertina-shaped candle.
4. Cut out a circle (6.5 cm diameter) and write 'Jesus is the light of the world' on the base. Like this
5. Using the template cut out 4 flames. Colour and glitter as you like.
6. Snip the centre line of each tab at the bottom of the flame and fold tabs upwards
7. Fold flames in half, length-ways with colour inside the fold.
8. Put glue on the back of each flame and stick them together ½ back to ½ back matching fold lines so all 4 are glued together to make a 3D flame.
9. Glue the tabs at the bottom of the flame to the top of the candle.
10. Glue the bottom of the candle to the centre of the round base.
11. Decorate your peg. (optional)
12. Glue the base onto the top of
13. Clip to your tree.
14. Have a HAPPY CHRISTMAS



circle
6.5 cm



Flame template
cut 4



Word Search John 1:9

S C F E T S E C U R K X K B A
 Z T Q D R U N N K N C D E N K
 J K H M U S V P I H E V K I O
 W V B G E E O I E N G Q N K H
 G H V C I J J M X T Z T I N W
 Y L Z R H L I T M Z O M C F Q
 D K P S I T H X K X P Q D W Q
 K R E D J P A V K D P R O F G
 E H V E H L O N E W S A T W J
 T H D D W Z V V R I X H R F M
 C O M E S A Q Q V W G O T J M
 G E N O Y R E V E I O T H L P
 I X N H O J Q A L F Z R M R D
 D N D D B K W E P B G Z L J G
 M E M D I K Q H I E F Y E D N

COMES	EVERYONE	INTO
JESUS	JOHN	LIGHT
LIGHTS	NINE	ONE
THE	TRUE	WHO
WORLD		

